

Albania Road Safety Presentation



Nikolin Berxhiku
Road Safety Specialist
Ministry of Transport and Infrastructure

Road Safety situation in Albania

Trend of road safety indicators

Based on the National Road Safety Strategy 2011 - 2020, the number of deaths in road accidents should be reduced to the extent of 30-50% by 2020 compared to 2009.

The table below shows the current position in 2014 for some important indicators of road safety and an assessment of the change occurred at the pace required to achieve the target in 2020.

2

Road Safety situation in Albania

Performance indicators of road safety	Start position 2009	2014	Objective of 2020	Trends
Death number	378	264	250	In line with required trend
Serious injuries number	374	361	260	Not in line with required trend
Killed for 10 000 vehicles	9,45	5,38	5	In line with required trend
Serious injured for 10 000 vehicles	9,35	7,35	6,55	In line with required trend

In 2014, the number of victims has fallen even further, compared to 2009, from 378 to 264, while the number of those seriously injured in the figures is 361, which is a slight decrease compared to 2009, but it is not consistent with the trend required by the national road safety strategy.

3

Victims

In 2014 road accidents occurred in 1914 cases, where 264 people were killed (of these 208 men and 58 women), 361 persons were seriously injured (of these 288 male and 73 female) and 1992 are wounded.

Road safety performance indicator	2009 - 2013	2014	Objective of 2020	Estimated trend towards target
Death number	321	264	250	In line with required trend

For 2014, the number of deaths is 264 persons, so it is 31 less than in 2013. Compared with the average for 2009 to 2013, the number of those killed has decreased by 17.8%. In order to reach the target set for 2020 is necessary an annual decline of 2% in the number of deaths from road accidents.

4

Victims



Figure 1. The number of fatalities in road traffic accidents 2009 - 2014 and forecast till 2020.

In 2014, the number of fatal accidents with death consequences and serious injury to the categories of road users such as pedestrians, motorcyclists, cyclists and passengers have decreased by 13% compared to the average of the years 2009-2013, while for drivers this decline is of measure 25.8%.

5

Road Users Accidents

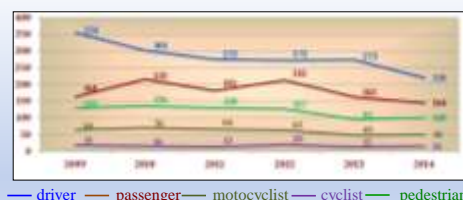


Figure 2. The number of fatal accidents divided by categories of road users for the years 2009 to 2014.

In 2014, there were killed 14 children, aged 0-15 years, which means a decrease of 41% compared to the average of the past five years.

6

Risk rate

In 2014 the mortality risk ratio expressed as deaths per 100 thousand inhabitants is according to the table below:

Risk rate

Data	Year				Change in % 2014/2013
	2001	2002	2003	2004	
Fatalities	322	334	295	264	- 10,5 %
Serious injuries	448	481	478	361	- 24,4 %
Light injuries	1702	1754	2025	1992	- 1,6 %
Fatalities /100 000 inhabitants	11.09	11.52	10.18	9.12	- 10,4 %
Vehicle inventory	410 629	394 485	445 956	490 899	+10,1 %
Motorisation (number of vehicles/10 000 inhabitants)	1415	1361	1540	1697	+ 10,2 %

7

8

Monitoring of road safety performance indicators

Speed

The percentage of traffic volume traveling within the speed limits it was 42 % in the national road network during 2014, but according to the traffic police and road accidents reports results that from 2009 to 2013 we have a deterioration of the situation, with the exception of a decrease of 8.2% in 2014.

The general opinion is that the percentage of people who drive with greater speed than the allowed limits is not declining at the rate needed to reach the target.

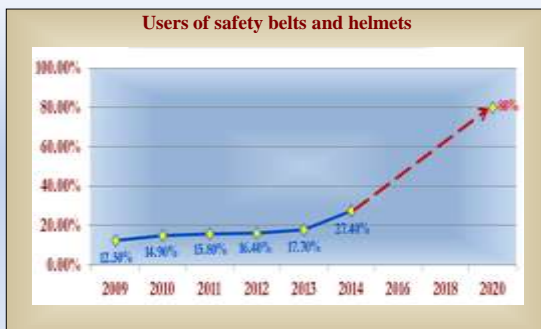
Alcohol

Accidents	Seriousness			
	Fatal	Light Injuries	Serious Injuries	Total
Over the permitted limit	19	111	25	155
Within limits or alcoholfree	168	1473	251	1892
No test	84	270	110	464
Total	271	1854	386	2511

9

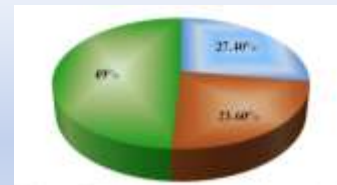
10

Safety belts and helmets



11

Accidents in 2014



- Safety belts and helmets users
- Non safety belt and helmets users
- Unknown

12

ROAD ACCIDENTS DURING THE IMPLEMENTATION OF THE NATIONAL STRATEGY OF ROAD SAFETY

ACCIDENTS	2009	2010	2011	2012	2013	2014
In total	1465	1564	1876	1870	2075	1914
Fatalities	378	352	322	334	295	264
Injured	1462	1716	2150	2235	2503	2353
Killed per 10 000 vehicles	9.45	8.38	7.84	8.46	6.61	5.38
Killed per 100 000 inhabitants	12.95	12.1	11.09	11.52	10.18	9.12

13

Road safety programs and initiatives

The road safety strategy is accompanied by an action plan which was revised recently by the Inter Ministerial Committee on Road Safety in January 2014.

The action plan was comprehensive containing many institutions task.

As a result of its implementation road accidents has been reduced in indicators such as victims of 295 that have been in 2013 were down to 264 in 2014, 478 severely injured in 361 and light injured from 2025 to 1992.

Road Code changes recently approved, among others, aimed at:

- Creation of a new system of driving licenses categories according to European directives.

14

Road safety programs and initiatives

- Simplification of administrative procedures needed to register candidates to the driving license and issuing the driving license.
- Introduction of demerit point system.
- Simplification procedures of exchanging for foreign licenses into Albanian ones.

Let alone legal initiatives, there were performed many implementing activities such as :

- Strengthening and monitoring of driving schools.
- Introduction of IT on administrative procedures of vehicle registering and driving licenses
- Strengthening of road side control on professional transports
- Starting of tachograph workshops, digital cards and Tachonet access.

15

Road safety programs and initiatives

- Tightening of measures towards road signs damages, unauthorized advertising illegal road exits and regulation on establishing service zones.
- Road signs installation in some national roads and it will continue in 2015.
- Under preparation 90 black spots projects improvements.

Traffic Police undertook over 20 action plans for different violations (alcohol and driving without permission) combined with public awareness of road users .

Traffic Police has been active in joint initiatives with schools for teaching some traffic aspects for students. There were 188 schools visits of the purpose.

16

Thank You